

**Independent Auditors' Report**

To the Members of

**Integrated Glass Materials Limited**

**Report on the Standalone Ind AS Financial Statements**

We have audited the accompanying standalone Ind AS financial statements of Integrated Glass Materials Limited ("the Company"), which comprise the Balance Sheet as at March 31, 2023, the Statement of Profit and Loss (including Other Comprehensive Income) the Cash Flow Statement and the Statement of Changes in Equity for the year then ended, and a summary of significant accounting policies and other explanatory information.

**Managements' Responsibility for the Standalone Financial Statements**

The Company's Board of Directors is responsible for the matters stated in Section 134 (5) of the Companies Act, 2013 ("the Act") with respect to the preparation of these standalone Ind AS financial statements that give a true and fair view of the state of affairs (financial position), profit or loss (financial performance including other comprehensive income), cash flows and changes in equity of the Company in accordance with the accounting principles generally accepted in India, including the Indian Accounting Standards (Ind AS) prescribed under section 133 of the Act.

This responsibility also includes maintenance of adequate accounting records in accordance with the provisions of the Act for safeguarding of the assets of the Company and for preventing and detecting frauds and other irregularities; selection and application of appropriate accounting policies; making judgments and estimates that are reasonable and prudent; and design, implementation and maintenance of adequate internal financial controls, that were operating effectively for ensuring the accuracy and completeness of the accounting records, relevant to the preparation and presentation of the standalone Ind AS financial statements that give a true and fair view and are free from material misstatement, whether due to fraud or error.



**Auditors' Responsibility**

Our responsibility is to express an opinion on these standalone Ind AS financial statements based on our audit.

We have taken into account the provisions of the Act, the accounting and auditing standards and matters which are required to be included in the audit report under the provisions of the Act and the Rules made thereunder.


We conducted our audit of the standalone Ind AS financial statements in accordance with the Standards on Auditing specified under Section 143 (10) of the Act. Those Standards require that we comply with ethical requirements and plan and perform the audit to obtain reasonable assurance about whether the standalone Ind AS financial statements are free from material misstatement.

An audit involves performing procedures to obtain audit evidence about the amounts and the disclosures in the standalone Ind AS financial statements. The procedures selected depend on the auditors' judgment, including the assessment of the risks of material misstatement of the standalone Ind AS financial statements, whether due to fraud or error. In making those risk assessments, the auditors considers internal financial control relevant to the company's preparation of the standalone Ind AS financial statements that give a true and fair view in order to design audit procedures that are appropriate in the circumstances. An audit also includes evaluating the appropriateness of the accounting policies used and the reasonableness of the accounting estimates made by the Company's Directors, as well as evaluating the overall presentation of the standalone Ind AS financial statements.

We believe that the audit evidence we have obtained is sufficient and appropriate to provide a basis for our audit opinion on the standalone Ind AS financial statements.

**Opinion**

In our opinion and to the best of our information and according to the explanations given to us, the aforesaid standalone Ind AS financial statements give the information required by the Act in the manner so required and give a true and fair view in



conformity with the accounting principles generally accepted in India including the Ind AS, of the state of affairs (financial position) of the Company as at March 31, 2023 and its loss (financial performance including other comprehensive income), its cash flows and the changes in equity for the year ended on that date.

#### **Other Matters**

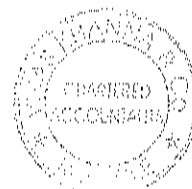
We draw attention to the following matter in the Notes to the financial statements:

Note 2 ( c ) which indicates that the company has accumulated losses and its net worth has been affected. The company has incurred a net loss / net cash loss during the current year and, the company's current liabilities exceeded its current assets as at the balance sheet date. However, the financial statements of the company have been prepared on a going concern basis for the reason stated in the said Note.

Our opinion is not modified in respect of these matters

#### **Report on Other Legal and Regulatory Requirements**

1. As required by the Companies (Auditors Report), Order, 2016 ("the Order") issued by the Central Government in terms of Section 143 (11) of the Act, we give in the "Annexure-A", a statement on the matters specified in paragraphs 3 and 4 of the Order.
2. As required by Section 143 (3) of the Act, we report that:
  - a) We have sought and obtained all the information and explanations which to the best of our knowledge and belief were necessary for the purposes of our audit.
  - b) In our opinion, proper books of account as required by law have been kept by the Company so far as it appears from our examination of those books.
  - c) The Balance Sheet, the Statement of Profit and Loss including Other Comprehensive Income and the Cash Flow Statement dealt with by this Report are in agreement with the books of account.



- d) In our opinion, the aforesaid Ind AS Financial Statements comply with the Indian Accounting Standards specified under Section 133 of the Act read with Rule 7 of the Companies (Accounts) Rules, 2014.
- e) (i) The management has represented that to the best of its knowledge and belief, other than as disclosed in the Notes to the Accounts, no funds have been advanced or loaned or invested (either from borrowed funds or share premium or any other sources or kind of funds) by the Company to or in any other person(s) or entity(ies) including foreign entities (“intermediaries”) with the understanding, whether recorded in writing or otherwise, that the intermediary shall, whether, directly or indirectly lend or invest in other persons or entities identified in any manner whatsoever by or on behalf of the Company (“Ultimate Beneficiaries) or provide any guarantee, security or the like on behalf of the Ultimate Beneficiaries.  
(ii) The management has represented that to the best of its knowledge and belief, other than as disclosed in the Notes to the Accounts, no funds have been received by the Company from any person(s) or entity(ies) including foreign entities (“funding parties”) with the understanding whether recorded in writing or otherwise, that the Company shall, whether directly or indirectly lend or invest in other persons or entities identified in any manner whatsoever by or on behalf of the funding party (“Ultimate Beneficiaries) or provide any guarantee, security or the like on behalf of the Ultimate Beneficiaries and  
(iii) Based on such audit procedures that we have considered reasonable and appropriate in the circumstances. Nothing has come to our notice that has caused us to believe that the representations under sub-clause (i) and (ii) contain any material mis-statement.
- f) On the basis of the written representations received from the directors, as on 31st March, 2023 taken on record by the Board of Directors, none of the directors is disqualified as on 31st March, 2023, from being appointed as a director in terms of Section 164 (2) of the Act.
- g) No dividend has been declared or paid during the year by the Company.
- h) With respect to the adequacy of the internal financial controls over financial reporting of the Company and the operating effectiveness of such controls, refer to our separate Report in “Annexure B”.



- i) With respect to the other matters to be included in the Auditor's Report in accordance with Rule 11 of the Companies (Audit and Auditors) Rules, 2014, in our opinion and to the best of our information and according to the explanations given to us:
- i. The Company has disclosed the impact of pending litigations on its financial position in its Ind AS Financial Statements - refer Note 29 to Ind AS Financial Statements.
  - ii. The Company did not have any long-term contracts including derivative contracts for which there were any material foreseeable losses.
  - iii. There were no amounts which were required to be transferred to the Investor Education and Protection Fund by the Company.

PLACE : ROORKEE  
DATED : 06/05/2023

For VIKAS KHANNA & CO.  
CHARTERED ACCOUNTANTS  
FRN 010213C



CA. VIKAS KHANNA  
PROP.  
M. No. 079929  
UDIN : 23079929BGXHSZ1727

**Annexure A to the Independent Auditors' Report**

(Referred to in paragraph 1 under Report on other Legal & Regulatory requirements' of our Report of even date)

- i. a) The Company has maintained proper records showing full particulars, including quantitative details and situation of fixed assets.
- b) The Company has a regular program of physical verification of its fixed assets through which all fixed assets are verified, in a phased manner over a period of three years. In our opinion, this periodicity of physical verification is reasonable having regard to the size of the Company and the nature of its assets. As informed to us, no material discrepancies were noticed on such verification as carried out under the above program during the current year.
- c) The title deeds of immovable properties are held in the name of the Company.
- ii. Physical verification of Inventory has been conducted by the Management at reasonable intervals.  
No material discrepancies were noticed.
- iii. The Company has not granted any loans, secured or unsecured to companies, firms, limited liability partnerships or other parties covered in the register maintained under Section 189 of the Companies Act, 2013 as per information and explanations given to us. Consequently the provisions of clauses 3(iii)(a), (iii)(b) and (iii)(c) of the Order are not applicable.
- iv. In our opinion and according to the information and explanations given to us, in respect of investments, guarantees and security provisions of section 185 and 186 of the Companies Act, 2013 have been complied with.
- v. As per information and explanations given to us, the Company has not accepted any deposits from the public under section 73 to 76 of The Companies Act, 2013 and hence the provisions of clause 3 (v) of the Order are not applicable.
- vi. In our opinion and as per information and explanations given to us the Central Government has not specified the maintenance of cost records for the company under section 148(1) of the Companies Act, 2013.



## VIKAS KHANNA & CO.

CHARTERED ACCOUNTANTS

1<sup>st</sup> FLOOR, PRAKASH PLAZA,  
OPP. SHIV MANDIR, CIVIL LINES,  
ROORKEE – 247 667. (U.A.)  
MOB. 9837126223.

vii. The company is generally regular in depositing undisputed Statutory Dues including Provident Fund, Employees' State Insurance, Income Tax, Sales Tax, Duty of Customs, Duty of Excise, Value Added Tax, and any other statutory dues as applicable to it with the appropriate authorities. According to the information and explanations given to us, no undisputed amounts were outstanding as on the end of the financial year for a period of more than six months from the date they became payable.

According to the records of the company, there are no disputed amounts that have not been deposited with appropriate authorities on account of Income Tax, Sales Tax, Service Tax, Custom duty, Excise duty.

viii. The company is not having any loans or borrowings from any financial institution, bank, government or from debenture holders.


ix. The company has not raised money by way of initial public offer or further public offer (including debt instruments) and no term loan has been raised during the year.

x. To the best of our knowledge and according to the information and explanations given to us, no fraud by the Company and material fraud on the Company by its officers or employees has been noticed or reported during the year.

xi. The company has not paid or provided managerial remuneration during the year hence provisions of section 197 read with Schedule V to the Companies Act 2013 are not applicable.

xii. In our opinion and according to the information and explanations given to us, the Company is not a Nidhi Company. Therefore, the provisions of clause (xii) of the Order are not applicable to the Company.

xiii. In our opinion and according to the information and explanations given to us all transactions with the related parties are in compliance with Sections 177 and 188 of the Companies Act, 2013, where applicable and details have been disclosed in the Financial Statements etc. as required by the applicable accounting standards.



**VIKAS KHANNA & CO.**  
CHARTERED ACCOUNTANTS

1<sup>st</sup> FLOOR, PRAKASH PLAZA,  
OPP. SHIV MANDIR, CIVIL LINES,  
ROORKEE – 247 667. (U.A.)  
MOB. 9837126223.

---

- xiv. According to the information and explanations given to us and based on our examination of the records of the Company, the Company has not made any preferential allotment or private placement of shares or fully or partly convertible debentures during the year review. Accordingly, provisions of clause 3(xiv) of the Order are not applicable to the Company.
- xv. According to the information and explanations given to us, the Company has not entered into any non-cash transactions with directors or persons connected with them and hence provisions of clause 3(xv) of the Order are not applicable to the Company.
- xvi. In our opinion and according to the information and explanations given to us, the Company is not required to be registered under section 45-IA of the Reserve Bank of India Act, 1934.

PLACE : ROORKEE  
DATED : 06/05/2023



For VIKAS KHANNA & CO.  
CHARTERED ACCOUNTANTS  
FRN 010213C

CA. VIKAS KHANNA  
PROP.  
M. No. 079929  
UDIN : 23079929BGXHSZ1727



---

**Annexure – B to Auditors' Report**

**Referred to in Paragraph 2 (f) of our Report of even date of Integrated Glass Materials Limited for the year ended 31<sup>st</sup> March 2023**

**Report on the Internal Financial Controls under Clause (i) of Sub-section 3 of Section 143 of the Companies Act, 2013**


We have audited the internal financial controls over financial reporting of Integrated Glass Materials Limited as of 31 March 2023 in conjunction with our audit of the financial statements of the company for the year ended on that date.

**Management's Responsibility for Internal Financial Controls**

The Company's Management is responsible for establishing and maintaining internal financial controls based on the internal control over financial reporting criteria established by the Company considering the essential components of internal control stated in the Guidance Note on Audit of Internal Financial Controls Over Financial Reporting issued by the Institute of Chartered Accountants of India (the "Guidance Note"). These responsibilities include the design, implementation and maintenance of adequate internal financial controls that were operating effectively for ensuring the orderly and efficient conduct of its business, including adherence to the Company's policies, the safeguarding of its assets, the prevention and detection of frauds and errors, the accuracy and completeness of the accounting records, and the timely preparation of reliable financial information, as required under the Companies Act, 2013.

**Auditor's Responsibility**

Our responsibility is to express an opinion on the Company's internal financial controls over financial reporting based on our audit. We conducted our audit in accordance with the Guidance Note and the Standards on Auditing as specified under section 143(10) of the Companies Act, 2013, to the extent applicable to an audit of internal financial controls, both applicable to an audit of Internal Financial Controls and, both issued by the Institute of Chartered Accountants of India. Those Standards and the Guidance Note require that we comply with ethical requirements and plan and perform the audit to obtain reasonable assurance about whether adequate internal financial controls over financial reporting was established and maintained and if such controls operated effectively in all material respects.



Our audit involves performing procedures to obtain audit evidence about the adequacy of the internal financial controls system over financial reporting and their operating effectiveness. Our audit of internal financial controls over financial reporting included obtaining an understanding of internal financial controls over financial reporting, assessing the risk that a material weakness exists, and testing and evaluating the design and operating effectiveness of internal control based on the assessed risk. The procedures selected depend on the auditor's judgment, including the assessment of the risks of material misstatement of the financial statements, whether due to fraud or error.

We believe that the audit evidence we have obtained is sufficient and appropriate to provide a basis for our audit opinion on the internal financial controls system over financial reporting.

#### **Meaning of Internal Financial Controls Over Financial Reporting**

A company's internal financial control over financial reporting is a process designed to provide reasonable assurance regarding the reliability of financial reporting and the preparation of financial statements for external purposes in accordance with generally accepted accounting principles. A company's internal financial control over financial reporting includes those policies and procedures that

(1) pertain to the maintenance of records that, in reasonable detail, accurately and fairly reflect the transactions and dispositions of the assets of the company; (2) provide reasonable assurance that transactions are recorded as necessary to permit preparation of financial statements in accordance with generally accepted accounting principles, and that receipts and expenditures of the company are being made only in accordance with authorisations of management and directors of the company; and (3) provide reasonable assurance regarding prevention or timely detection of unauthorised acquisition, use, or disposition of the company's assets that could have a material effect on the financial statements.

#### **Inherent Limitations of Internal Financial Controls Over Financial Reporting**

Because of the inherent limitations of internal financial controls over financial reporting, including the possibility of collusion or improper management override of controls, material misstatements due to error or fraud may occur and not be detected. Also, projections of any evaluation of the internal financial controls over financial reporting to future periods are subject to the risk that the internal financial control over financial reporting may become inadequate because of changes in conditions, or that the degree of compliance with the policies or procedures may deteriorate.



**VIKAS KHANNA & CO.**  
CHARTERED ACCOUNTANTS

1<sup>ST</sup> FLOOR, PRAKASH PLAZA,  
OPP. SHIV MANDIR, CIVIL LINES,  
ROORKEE – 247 667. (U.A.)  
MOB. 9837126223.

---

**Opinion**

In our opinion, the Company has, in all material respects, an adequate internal financial controls system over financial reporting and such internal financial controls over financial reporting were operating effectively as at 31 March 2023, based on the internal control over financial reporting criteria established by the Company considering the essential components of internal control stated in the Guidance Note on Audit of Internal Financial Controls Over Financial Reporting issued by the Institute of Chartered Accountants of India.

PLACE : ROORKEE  
DATED : 06/05/2023

For VIKAS KHANNA & CO.  
CHARTERED ACCOUNTANTS  
FRN 010213C



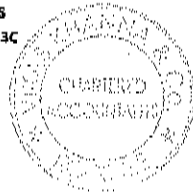
CA. VIKAS KHANNA  
PROP.  
M. No. 079929  
UDIN : 23079929BGXHSZ1727

**INTEGRATED GLASS MATERIALS LTD.**  
BALANCE SHEET AS AT 31st MARCH 2023

Particulars	Note	As at 31st MAR 2023	As at 31st March 2022
<b>ASSETS</b>			
<b>Non-current assets</b>			
Property, plant & equipment	2a	24,947,839	17,528,041
Capital work-in-progress	3	3,681,403	12,501,077
Intangible assets	2b	6,280,590	6,430,406
Financial assets			
Loans	4	-	-
Other financial assets	5	1,265,678	545,678
Deferred tax assets (net)	6	27,654,252	27,654,252
<b>Total non-current assets</b>		<b>63,829,761</b>	<b>64,659,454</b>
<b>Current assets</b>			
Inventories	7	111,034,575	103,442,893
Financial assets			
Trade receivables	8	343,939	324,191
Cash and cash equivalent	9	333,146	1,069,761
Current tax assets (net)	17	56,953	39,362
Other current assets	10	8,432,878	6,290,820
<b>Total current assets</b>		<b>120,201,491</b>	<b>111,167,027</b>
<b>TOTAL ASSETS</b>		<b>184,031,252</b>	<b>175,826,481</b>
<b>EQUITY AND LIABILITIES</b>			
<b>Equity</b>			
Equity share capital	11	14,000,000	14,000,000
Other equity	12	(200,800,426)	(160,011,280)
<b>Total equity</b>		<b>(186,800,426)</b>	<b>(146,011,280)</b>
<b>Liabilities</b>			
<b>Non-current liabilities</b>			
<b>Financial liabilities</b>			
Borrowings	18	-	-
Trade payables	19	-	-
Other financial liabilities	20	-	-
Provisions	21	-	-
Other non-current liabilities	22	-	-
<b>Total non-current liabilities</b>		<b>-</b>	<b>-</b>
<b>Current liabilities</b>			
<b>Financial liabilities</b>			
Borrowings	13	298,541,958	273,072,376
Trade payables	14	-	-
(A) Total outstanding dues of micro enterprises and small enterprises		-	-
(B) Total outstanding dues of creditors other than micro enterprises and small enterprises		-	-
Other financial liabilities	15	7,668,116	2,529,394
Other current liabilities	16	260,838	212,094
<b>Total current liabilities</b>		<b>64,360,767</b>	<b>46,023,897</b>
<b>TOTAL EQUITY AND LIABILITIES</b>		<b>184,031,252</b>	<b>175,826,481</b>
Significant accounting policies			

The accompanying notes form an integral part of the financial statements.


As per our report of even date  
For VIKAS KHANNA & CO.  
CHARTERED ACCOUNTANTS  
Firm Registration No.010213C



CA. VIKAS KHANNA  
PROP.  
M. No. 079929  
Place : Roorkee  
Date : 06/05/2023

For & on behalf of the board

  
SHAILESH AGARWAL  
Director  
DIN : 02221469

  
TAHIR SINGH HASSANWALA  
Director  
DIN : 02463629

**INTEGRATED GLASS MATERIALS LTD.**  
**STATEMENT OF PROFIT AND LOSS FOR THE YEAR ENDED 31st MARCH 2023**

Particulars	Note	For the year ended 31st March 2023	As at 31st March 2022
<b>Revenue</b>			
Revenue from operations			
Other income	18	7,160,526	683,520
<b>Total revenue</b>	19	<u>7,163,696</u>	<u>1,60,220</u>
<b>Expenses</b>			
Cost of materials consumed	20	5,599,451	1,514,414
Purchase of Stock in Trade	21	-	-
Changes in inventory of finished goods, work-in-progress, stock-in-trade and others	22	(7,348,480)	-
Employee benefits expense	23	1,847,489	1,442,768
Finance costs	24	29,744,408	25,984,655
Depreciation, amortization and impairment expense	2a	2,297,547	2,976,195
Other expenses	25	15,812,429	2,826,698
<b>Total expenses</b>		<u>47,952,843</u>	<u>34,744,730</u>
<b>Profit before exceptional items and tax</b>		<u>(40,789,147)</u>	<u>(33,900,990)</u>
Exceptional items - impairment loss on investment		-	-
<b>Profit before tax</b>		<u>(40,789,147)</u>	<u>(33,900,990)</u>
<b>Tax expense</b>		-	-
Current tax		-	-
Current year		-	-
Earlier years		-	-
Deferred tax		-	-
Less: Deferred asset for deferred tax liability		-	-
<b>Total tax expense</b>		<u>-</u>	<u>-</u>
<b>Profit for the year</b>		<u>(40,789,147)</u>	<u>(33,900,990)</u>
<b>Total comprehensive income for the year</b>		<u>(40,789,147)</u>	<u>(33,900,990)</u>
<b>Earnings per equity share (Par value * 10/- each)</b>			
Basic & Diluted (₹)	30	(29.14)	(24.21)
Significant accounting policies	1		

The accompanying notes form an integral part of the financial statements.

As per our report of even date  
For VIKAS KHANNA & CO.  
CHARTERED ACCOUNTANTS  
Firm Registration No.010213C



CA. VIKAS KHANNA  
PROP.  
M. No. 079929  
Place : Roorkee  
Date : 06/05/2023

SHARLESH AGARWAL  
Director  
DIN : 02221969

For & on behalf of the board  
TAJINDER SINGH HASSANWALIA  
Director  
DIN : 02463629

## Integrated Glass Materials Limited

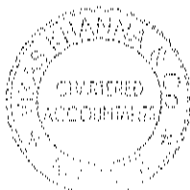
Cash Flow Statement for the year ended 31st March, 23

(Amount in Rupees)

Sr.	Particulars	As at 31.03.23	As at 31.03.22
A)	<b>CASH FLOW FROM OPERATING ACTIVITIES</b>		
	Net Profit before tax and extraordinary items	(40,789,147)	(33,900,990)
	<b>Adjustment for:</b>		
	Depreciation and Amortisation of Intangible Assets	2,297,547	2,976,195
	Impairment Loss provided/(Reversed)	-	-
	(Profit)/ Loss on sale of fixed assets and assets discarded (Net)	-	(74,232)
	(Profit)/ Loss on sale of Long Term Investments	-	-
	(Profit)/ Loss on sale of Current Investments	-	-
	Amortisation of Preliminary Expenses	-	-
	Amortisation of Foreign currency Monetary Items	-	-
	Diminution in the value of long term investments	-	-
	Extra Ordinary Items	-	-
	Interest paid	-	-
	Interest received	(3,170)	(26,950)
	Dividend received	(3,170)	(26,950)
	Operating Profit before working capital changes	(38,494,770)	(31,025,977)
	<b>Adjustment for:</b>		
	Trade and other receivables	(19,748)	(12,984)
	Inventories	(7,591,682)	64,800
	Trade payable	5,138,722	(31,021)
	Other Current Assets	(2,159,649)	(482,752)
	Other Current Liabilities	18,336,870	8,067,367
	Other Financial Liabilities	48,744	654
	Short Term Provisions	-	-
	Other Financial Assets	(720,000)	(26,950)
	Loans	-	-
	<b>CASH GENERATED FROM OPERATIONS</b>	(25,461,514)	(23,446,863)
	Interest paid	(25,461,514)	(23,446,863)
	Direct taxes paid	-	-
	Increase in Foreign currency Monetary Items	-	-
	<b>CASH FLOW BEFORE PRIOR PERIOD ITEMS</b>	(25,461,514)	(23,446,863)
	Prior Period items	-	-
	<b>NET CASH FROM OPERATING ACTIVITIES</b>	(25,461,514)	(23,446,863)
B)	<b>CASH FLOW FROM INVESTING ACTIVITIES</b>	(25,461,514)	(23,446,863)
	Purchase of fixed assets	(9,567,528)	-
	Capital work in progress	8,819,674	(359,857)
	Sale/Loss of fixed assets	-	135,594
	Capital Advances, Pre-operative Expenses and Securities	-	-
	Sale of Investments	-	-
	(Profit)/ Loss on sale of Long Investments	-	-
	(Profit)/ Loss on sale of Current Investments	-	-
	Dividend received on investments	-	-
	Interest received	3,170	26,950
	<b>NET CASH USED IN INVESTING ACTIVITIES</b>	(744,684)	(197,314)
C)	<b>CASH FLOW FROM FINANCING ACTIVITIES</b>		
	Proceeds from Issue of Equity Shares	-	-
	Share Application Money	-	-
	Proceeds of long term borrowings	25,469,582	23,072,376
	Payment of long term borrowings	-	-
	Net proceeds of short term borrowings	-	-
	Redemption of Preference shares	-	-
	Dividend and dividend tax paid	-	-
	<b>NET CASH USED IN FINANCING ACTIVITIES</b>	25,469,582	23,072,376
	<b>NET INCREASE/(DECREASE) IN CASH AND CASH EQUIVALENT (A+B+C)</b>	(736,616)	(571,801)
	<b>CASH AND CASH EQUIVALENT As At 31st March, 2022</b>		
	(Opening Balance)	1,069,761	1,641,561
	<b>CASH AND CASH EQUIVALENT As At 31st March, 2023</b>		
	(Closing Balance)	333,146	1,069,761

In terms of our report attached  
FOR VIKAS KHANNA & CO,  
CHARTERED ACCOUNTANTS  
FRN 010213C

CA. VIKAS KHANNA  
PROP.  
M. No. 079929  
PLACE: ROORKEE  
DATED: 06/05/2023



*(Signature)*  
SHATEESH AGARWAL  
Director

*(Signature)*  
for & on behalf of the board  
TAJINDER SINGH HASSANWALLA  
Director

## NOTES TO THE FINANCIAL STATEMENTS FOR THE YEAR ENDED MARCH 31, 2023

### 1. CORPORATE INFORMATION

INTEGRATED GLASS MATERIALS LIMITED (the Company) is a unlisted public company incorporated in India under the provision of Companies Act, 1956 with its Registered Office at Delhi and is subsidiary of Asahi India Glass Limited. The Company is engaged in the business of mining of Silica Sand.

### 2. STATEMENT OF ACCOUNTING POLICIES

The significant accounting policies applied by the Company in the preparation of its financial statements are listed below. Such accounting policies have been applied consistently to all the periods presented in these financial statements and in preparing the opening Ind AS Balance Sheet as at April 1, 2016 for the purpose of transition to Ind AS, unless otherwise indicated.

#### (a) Statement of compliance

In accordance with the notification issued by the Ministry of Corporate affairs, the Company has adopted Ind AS notified under the Companies (Indian Accounting Standards) Rules, 2015 with effect from April 1, 2017.

The Transition from Previous GAAP to Ind AS has been accounted for in accordance with Ind AS 101 "First Time Adoption of Indian Accounting Standards" from April 1, 2016 being the transition date.

The financial statements have been prepared as a going concern for the reasons as set out under note "c" below.

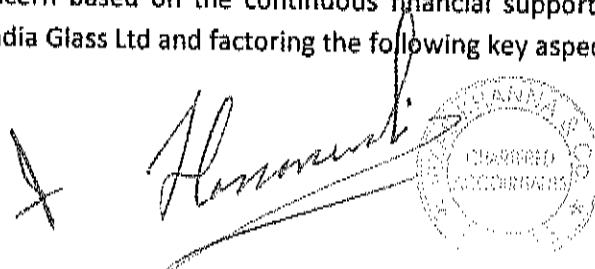
#### (b) Basis for preparation

The Financial Statements have been prepared under the historical cost convention on accrual basis with the exception of certain assets and liabilities carried at fair values by Ind AS. Historical cost is generally based on fair value of consideration given in exchange of goods and services.

The company, based on the nature of its products and services and normal time between acquisition of assets and their realization in cash or cash equivalent, has determined its operating cycle as 12 months for the purpose of classification of its assets and liabilities as current and non-current.

#### (c) Going concern

"The Company is an integral part of the larger architectural business of its holding company. It however on a standalone basis has been incurring losses and the accumulated losses have exceeded its net worth. However, the accounts have been prepared on the fundamental assumption of going concern based on the continuous financial support extended by its holding company Asahi India Glass Ltd and factoring the following key aspects:



- i. The company is a debt free company.
- ii. The company has been generally regular in payment of all its statutory dues.
- iii. The Holding Company is the confirmed buyer to purchase all the produce of the company and hence the payments are also secured.
- iv. The company enjoys the availability of mines to extract sand and plants to produce fine quality of sand.

**(d) Property, plant and equipment-Tangible Assets**

Property, Plant and Equipment are stated at cost, net of recoverable taxes, trade discounts and rebates and impairment losses, if any, less accumulated depreciation. Such costs include purchase price, borrowing cost and any cost directly attributable to bringing the assets to its working condition for its intended use.

Subsequent costs are included in the asset's carrying amount or recognized as a separate asset, as appropriate, only when it is probable that future economic benefits associated with the item will flow to the entity and the cost of the item can be measured reliably. All other repairs and maintenance are charged to profit or loss during the reporting period in which they are incurred.

**Depreciation method**

**i. Tangible Assets**

Depreciation on tangible assets has been provided on Straight Line Method on the basis of useful life and residual value as specified in Schedule II of the Companies Act, 2013. Depreciation on additions during the year has been provided on pro – rata basis from the month of addition or completion.

- ii. Gains and losses on disposals are determined by comparing proceeds with carrying amount and such gains or losses are recognized as income or expense in the statement of profit and loss.
- iii. Cost of items of Property, plant and equipment not ready for intended use as on the balance sheet date is disclosed as capital work in progress. Advances given towards acquisition of Property, Plant and Equipment outstanding at each balance sheet date are disclosed as Capital Advance under Other non current assets.

**(e) Intangible Assets and Amortization**

Intangible assets are stated at cost, net of recoverable taxes, trade discounts and rebates less accumulated amortization/depletion and impairment loss, if any.

The cost comprises of purchase price, borrowing costs and any cost directly attributable to bringing the asset to its working condition for the intended use.





Gains and losses on disposals are determined by comparing proceeds with carrying amount. These are recognized as income or expense in the statement of profit and loss.

Cost of items of intangible assets not ready for intended use as on the balance sheet date is disclosed as intangible assets under development.

**Amortization method and estimated useful lives**

Intangible asset (other than Software) are amortized over a period of lease and Software are amortized over a period of five years.

**(f) Impairment**

Assets are tested for impairment whenever events or changes in circumstances indicate that the carrying amount may not be recoverable. An impairment loss is recognized for the amount by which the asset's carrying amount exceeds its recoverable amount. The recoverable amount is the higher of an asset's fair value less costs of disposal and value in use. Non financial assets that suffered impairment are reviewed for possible reversal of the impairment at the end of each reporting period.

**(g) Financial Instruments, Financial Assets, Financial Liabilities and Equity Instruments**

Financial Assets and Financial Liabilities are recognized when the Company becomes a party to the contractual provisions of the relevant instrument. Since the transaction price does not differ significantly from the fair value of the financial asset or financial liability, the transaction price is assumed to be the fair value on initial recognition. Transaction costs that are directly attributable to the acquisition or issue of financial assets and financial liabilities are added to or deducted from the fair value on initial recognition of financial assets or financial liabilities. Purchase and sale of financial assets are recognized using trade date accounting.

**i. Financial Assets**

Financial assets include Trade Receivables, Advances, Security Deposits, Cash and Cash Equivalents etc which are classified for measurement at amortized cost.

Management determines the classification of an asset at initial recognition depending on the purpose for which the assets were acquired. The subsequent measurement of financial assets depends on such classification.

**Impairment:**

The Company assesses at each reporting date whether a financial asset (or a group of financial assets) are tested for impairment based on available evidence or information. Expected credit losses are assessed and loss allowances recognized if the credit quality of the financial asset has deteriorated significantly since initial recognition.

**De-recognition:**

Financial assets are derecognized when the right to receive cash flow from the assets has expired, or has been transferred and the company has transferred substantially all of the risks and rewards of ownership.

**Income recognition:**

Interest income is recognized in the Statement of profit and loss using the effective interest method.

ii. **Financial Liabilities:**

For trade and other payables maturing within one year from the balance sheet date, the carrying amounts approximate fair value due to short maturity of these instruments.

**De-recognition:**

Financial liabilities are derecognized when the liability is extinguished, that is, when the contractual obligation is discharged, cancelled and on expiry.

**(h) Inventories**

Inventories are valued at lower of cost or net realizable value except waste, which is valued at estimated net realizable value. Cost of inventory includes all costs incurred in bring the inventories to their present location and condition. Cost of purchase inventory is determined after deducting rebates and discounts. Estimated net realizable value is estimated selling price less estimated cost as certified by the management. The basis of determining cost for various categories of inventories is as follows:

Finished Goods - on the basis of lower of cost and net realizable value.

Raw Material – on the basis of lower of cost and net realizable value.

Work in progress - on the basis of lower of cost and net realizable value.

By-Products – on the basis of lower of cost and net realizable value.

Consumable Stores - at cost.

Scrap of Stores & Spares - at estimated realizable value.

Cost is determined on a weighted average basis and cost includes direct materials, labour and manufacturing overheads.

**(i) Revenue**

Revenue is recognized to the extent that it is probable that the economic benefits will flow to the Company and the revenue can be reliably measured regardless of when the payment is being made. Revenue is measured at the fair value of the consideration received or receivable net of discounts, taking into account contractually defined terms and excluding taxes and duties collected on behalf of the Government.



**i. Sale of goods**

Sales are recognized as soon as goods are dispatched and are recorded net of returns, trade discounts, trade taxes. Sales of scrap is recognised on actual sale basis. Interest and other income are recognised on a time proportion basis.

Revenue from the sale of goods is recognized when the significant risks and rewards of ownership have been transferred to the buyer. No revenue is recognized if there are significant uncertainties regarding recovery of the amount due, associated costs or the possible return of goods or there is continuing involvement of management to the degree associated with ownership or control over the goods sold.

**ii. Interest Income**

Interest income is accrued on time proportion basis, by reference to the principal outstanding and the effective interest rate applicable.

**(j) Cash and cash Equivalents**

For the purpose of presentation in the statement of cash flows, cash and cash equivalents include cash in hand, demand deposits with banks, short term balances (with an original maturity of three months or less from date of acquisition), highly liquid investments that are readily convertible into known amounts of cash and which are subject to insignificant risk of changes in value.

**(k) Taxes on income**


Income tax expense represents the sum of the current tax and deferred tax.

Current tax charge is based on taxable profit for the year. Taxable profit differs from profit as reported in the Statement of profit and loss because some items of income or expense are taxable or deductible in different years or may never be taxable or deductible. The company's liability for current tax is calculated using Indian tax rates and laws that have been enacted by the reporting date.

Current tax assets and liabilities are offset when there is a legally enforceable right to set off current tax assets against current tax liabilities and when they relate to income taxes levied by the same taxation authority.

The company periodically evaluates positions taken in the tax returns with respect to situations in which applicable tax regulations are subject to interpretation and establishes provisions where appropriate.

Deferred tax is the tax expected to be payable or recoverable in the future arising from temporary differences between the carrying amounts of assets and liabilities in the balance

A handwritten signature in black ink is written over a circular stamp. The stamp contains the text "CHARTERED ACCOUNTANTS OF INDIA" around the perimeter and "REGISTERED" in the center. To the left of the signature is a small handwritten mark resembling the letter 'A'.

sheet and the corresponding tax bases used in the computation of taxable profit. Deferred tax liabilities are generally recognized for all taxable temporary differences and deferred tax assets are recognized to the extent that it is probable that taxable profits will be available against which deductible temporary differences can be utilized. Deferred tax is calculated at the tax rates that are expected to apply in the period when the liability is settled or the asset realized, based on tax rates that have been enacted or substantively enacted by the reporting date.

Deferred income tax assets and liabilities are off set against each other and the resultant net amount is presented in the balance sheet if and only when the company currently has a legally enforceable right to set off the current income tax assets and liabilities.

Current and deferred tax is recognized in profit or loss, except to the extent that it relates to items recognized in other comprehensive income or directly in equity. In this case the tax is also recognized in other comprehensive income or directly in equity respectively.

**(l) Employee Benefits**

**(i) Short term employee Benefits**

Short term employee benefits are expensed as the related service is provided at an undiscounted amount expected to be paid. A liability is recognized for the amount expected to be paid if the company has a present legal or constructive obligation to pay this amount as a result of past service provided by the employee and the obligation can be estimated reliably.

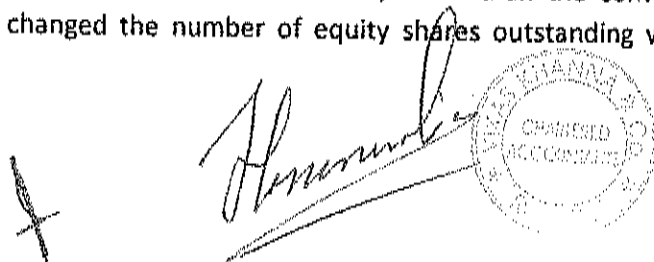
**(ii) Post Employment Benefits**

**Defined Contribution Plans**

The company's defined contribution plans includes Employees Provident Fund (under the provisions of the Employees' Provident Funds and Miscellaneous Provisions Act, 1952) and Employee State Insurance Corporation (under the provisions of the Employees' State Insurance Act, 1948). The company has no further obligation beyond making the contributions. The company's contributions to these plans are charged to the Statement of Profit and loss as incurred over the operating cycle.

**(m) Earnings Per Share**

Basic earnings per share is calculated by dividing the profit for the period attributable to the owners of company by the weighted average number of equity shares outstanding during the period. The weighted average number of equity shares outstanding during the period and for all periods presented is adjusted for events, such as bonus shares, other than the conversion of potential equity shares that have changed the number of equity shares outstanding without a

A handwritten signature in black ink is written over a circular stamp. The stamp contains the text "THE INSTITUTE OF CHARTERED ACCOUNTANTS OF INDIA" around the perimeter and "CHARTERED ACCOUNTANTS" in the center. To the left of the signature is a small handwritten mark resembling a cross or the letter 'A'.

corresponding change in resources. For the purposes of calculating diluted earnings per share the profit for the period attributable to the owners of the company and the weighted average number of shares outstanding during the period is adjusted for the effects of all dilutive potential equity shares.

**(n) Exceptional items**

When items of income or expense are of such nature, size and incidence that their disclosure is necessary to explain the performance of the company for the year, the company makes a disclosure of the nature and amount of such items separately under the head "exceptional items."


**(o) Segment reporting**

The company is primarily in the business of mining of Silica Sand. The Board of Directors of the company, which has been identified as the chief Operating decision maker evaluates the performance of the company, allocate resources based on analysis of various performance indicator of the company as single unit. Therefore there is no reportable segment of the company.

**(p) Provisions and contingent liabilities .**

A provision is recognized if as a result of a past event, the company has a present obligation (legal or constructive) that can be estimated reliably and it is probable that an outflow of economic benefits will be required to settle the obligation. Provisions are recognized at the best estimate of the expenditure required to settle the present obligation at the balance sheet date. If the effect of time value of money is material, provisions are discounted using a current pre tax rate that reflects, when appropriate the risks specific to the liability. The increase in the provision due to passage of time is recognized as an interest expense.

A contingent liability exists when there is a possible but not probable obligation, or a present obligation that may, but probably will not, require an outflow of resources, or a present obligation whose amount cannot be estimated reliably. Contingent liabilities do not warrant provisions but are disclosed unless the possibility of outflow of resources is remote. Contingent assets are neither recognized nor disclosed in the Standalone Financial Statements. However, when the realization of income is virtually certain then the related asset is not a contingent asset and its recognition is appropriate.



**(q) Finance cost**

Finance cost being interest on advance from customer against sales are charged to the Statement of Profit and Loss for the period for which they are incurred.

**(r) Use of Estimates and Critical accounting Judgments**

The preparation of Financial Statements is in conformity with generally accepted accounting principles which requires management to make estimates and assumptions.

The estimates and the associated assumptions are based on historical experience, opinions of experts and other factors that are considered to be relevant. Actual results may differ from these estimates.

Significant judgments and estimated are made in areas relating to useful lives of Property, Plant and Equipment, impairment of Property, Plant and Equipment and recognition of provisions and exposure of contingent liabilities relating to pending litigations or other outstanding claims etc.


In terms of our report attached  
FOR VIKAS KHANNA & CO.  
CHARTERED ACCOUNTANTS  
FRN 010213C



CA. VIKAS KHANNA  
PROP.  
M. No. 079929  
PLACE: ROORKEE  
DATED: 06/05/2023  
UDIN : 23079929BGXH5Z1727

For & on behalf of the board

  
SHAILESH AGARWAL  
DIRECTOR  
DIN : 02221969

  
TAJINDER SINGH HASSANWALIA  
DIRECTOR  
DIN : 02463629

**2a Property, plant & equipment**  
As at 31st MAR 2023

Particulars	Gross block			As at 31st MAR'2023
	As at 1st APR 2022	Additions	Deductions/ adjustments	
Land				
Freehold	1,100,400			1,100,400
Plant and equipment	34,246,884	4,229,311	0	38,476,195
Electrical installations and Furniture and fixtures	2,233	5,145,767		5,148,000
Office equipment	58,055			58,055
Data processing equipments	214,062	150,450		364,512
Vehicles	48,558			48,558
	66,851			66,851
<b>Total</b>	<b>35,737,044</b>	<b>9,525,528</b>	<b>0</b>	<b>45,262,572</b>

Particulars	Depreciation/amortisation and impairment			Net block As at 31st MAR'2023
	Upto 1st APR 2022	For the year adjustments	Upto 31st MAR'2023	
Freehold	-	-	-	1,100,400
Plant and equipment	17,945,742	2,047,100	19,992,842	18,483,353
Electrical installations and Furniture and fixtures	2,234	34,822	37,056	5,110,945
Office equipment	27,983	2,140	30,123	27,932
Data processing equipments	134,508	14,883	149,391	215,121
Vehicles	45,319	412	45,730	2,828
	53,216	6,374	59,590	7,261
<b>Total</b>	<b>18,209,092</b>	<b>2,105,731</b>	<b>20,314,733</b>	<b>24,947,839</b>

**2b Intangible assets**  
As at 31st MAR 2023

Particulars	Gross block			As at 31st MAR'2023
	As at 1st APR 2022	Additions	Deductions/ adjustments	
Software	22,041	42,000		64,041
Pre-Operative expenses	5,288,712			5,288,712
Manoharpura mines	1,794,001			1,794,001
Kirichira Mines	635,597			635,597
<b>Total</b>	<b>7,740,351</b>	<b>42,000</b>	<b>0</b>	<b>7,782,351</b>

Particulars	Depreciation/amortisation and impairment			Net block As at 31st MAR'2023
	Upto 1st APR 2022	For the year adjustments	Upto 31st MAR'2023	
Software	22,041	3,279	25,321	38,721
Pre-Operative expenses	822,672	102,834	925,506	4,363,206
Manoharpura mines	401,176	73,943	475,120	1,318,881
Kirichira Mines	64,056	11,759	75,815	559,782
<b>Total</b>	<b>1,309,945</b>	<b>191,816</b>	<b>1,501,761</b>	<b>6,280,590</b>



*[Handwritten signature]*

Particulars	As at 31st MARCH 2023	As at 31st MARCH 2022
Plant & equipment under erection		
Expenditure incurred in the course of construction or		
Electrical installation under erection	3,681,403	4,140,511
Others	-	3,681,403
<b>Total</b>	<b>3,681,403</b>	<b>4,679,163</b>

CWIP	Amount in CWIP for a period of As at 31st Mar 2023				Total
	Less than 1 year	1-2 years	2-3 year	More than 3 years	
Projects temporarily suspended					
CWIP, Chikrata (Lime Stone & Dolomite)				126952	126952
CWIP, Purala				3554451	3554451
	0	0		3681403	3681403

CWIP	Amount in CWIP for a period of As at 31st Mar 2022				Total
	Less than 1 year	1-2 years	2-3 year	More than 3 years	
Projects in progress	359859	880641	3334664	104000	4679163
ELECTRICAL INSTALLATION CWIP		870144	2736966	533401	4140511
P & M (CWIP)					
Projects temporarily suspended					
CWIP, Chikrata (Lime Stone & Dolomite)				126952	126952
CWIP, Purala				3554451	3554451
	1750785	607660	607660	4318601	12501077

4

## Loans - Non-current

Particulars	As at 31st MARCH 2023	As at 31st Mar 2022
(a) Loans Receivables considered good-Secured	-	-
(b) Loans Receivables considered good-Unsecured	-	-
(c) Loans Receivables which have significant increase in Credit Risk	-	-
(d) Loans Receivables-credit impaired	-	-
<b>Total</b>	<b>-</b>	<b>-</b>

5

## Other financial assets - Non-current

Particulars	As at 31st MARCH 2023	As at 31ST Mar 2022
Bank deposits with more than 12 months maturity	784,721	64,721
Others	-	-
Security Deposits	480,957	480,957
<b>Total</b>	<b>1,265,678</b>	<b>545,678</b>

6

## Deferred tax assets (net)

Particulars	As at 31st MARCH 2023	As at 31ST MAR 2022
<b>Deferred tax assets</b>		
Unabsorbed depreciation/ carried forward losses under tax laws	29,934,062	29,934,062
Expenses allowed for tax purpose on payment basis	-	-
Provision for doubtful debts & advances	-	-
Provision for decommissioning liability	-	-
MAT credit recoverable	-	-
Others	584,243	584,243
<b>Deferred tax liabilities</b>		
Difference in book net value and tax net value of property, plant and equipment and intangible assets	30,518,305	30,518,305
Others	2,864,053	2,864,053
<b>Total</b>	<b>27,654,252</b>	<b>27,654,252</b>

(a)


Deferred tax assets and deferred tax liabilities have been offset as they relate to the same governing laws.

(b)

Movement in deferred tax balances

Particulars	Net balance as on 31st MARCH 2023	Net balance as on 31ST MARCH 2022
<b>Deferred tax assets</b>		
Unabsorbed depreciation/ carried forward losses under tax laws	29,934,062	29,934,062
Expenses allowed for tax purpose on payment basis	-	-
Provision for doubtful debts & advances	-	-
Provision for decommissioning liability	-	-
MAT credit recoverable	-	-
Others	584,243	584,243
<b>Deferred tax liabilities</b>		
Difference in book net value and tax net value of property, plant	30,518,305	30,518,305
Others	2,864,053	2,864,053
<b>Total</b>	<b>27,654,252</b>	<b>27,654,252</b>

X






## Inventories

Particulars	As at 31st MARCH 2023	As at 31ST MAR 2022
Raw Material		
Work-in-progress		
Finished goods	76,333	76,333
Stock-in-trade	13,056,614	5,708,134
Stores, spares & loose tools	-	-
By-Products	1,104,850	861,647
Others/Scraps of Stores & Spares	96,796,779	96,796,779
<b>Total</b>	<b>111,034,575</b>	<b>103,442,893</b>

## Trade receivables

Particulars	As at 31st MARCH 2023	As at 31ST MAR 2022
Trade receivables		
(a) Trade Receivables considered good-Secured	-	-
(b) Trade Receivables considered good-Unsecured	-	-
(c) Trade Receivables which have significant increase in Credit Risk	343,939	324,191
(d) Trade Receivables-credit impaired	-	-
Allowances for Trade Receivables- credit impaired	343,939	324,191
<b>Total</b>	<b>343,939</b>	<b>324,191</b>

## Trade Receivables ageing schedule

Particulars	Outstanding for following periods from due date of payment# As at 31ST Mar 2023					Total
	Less than 6 months	6 months-1 year	1-2 years	2-3 years	More than 3 years	
(i) Undisputed Trade receivables – considered good	21359.64	1045	0	56.3	321476.00	343939.00
(ii) Undisputed Trade Receivables – which have significant increase in credit risk						
(iii) Undisputed Trade Receivables – credit impaired						
(iv) Disputed Trade Receivables– considered good						
(v) Disputed Trade Receivables – which have significant increase in credit risk						
(vi) Disputed Trade Receivables – credit impaired						

Particulars	Outstanding for following periods from due date of payment# As at 31ST Mar 2022					Total
	Less than 6 months	6 months-1 year	1-2 years	2-3 years	More than 3 years	
(i) Undisputed Trade receivables – considered good	0	9834.89	78733.87	227.44	235304.00	324181.00
(ii) Undisputed Trade Receivables – which have significant increase in credit risk						
(iii) Undisputed Trade Receivables – credit impaired						
(iv) Disputed Trade Receivables– considered good						
(v) Disputed Trade Receivables – which have significant increase in credit risk						
(vi) Disputed Trade Receivables – credit impaired						

## Cash and cash equivalents

Particulars	As at 31st MARCH 2023	As at 31ST MAR 2022
Balances with banks		
Current accounts		
Cash on hand	63,900	400,515
	269,247	669,247
<b>Total</b>	<b>333,146</b>	<b>1,069,762</b>

## Other current assets

Particulars	As at 31st MARCH 2023	As at 31ST MAR 2022
Advances		
- From related parties		
- From others		
Advances with government authorities	6,518,783	5,470,051
Prepaid expenses	938,834	
Advance to staff	875,261	820,760
<b>Total</b>	<b>8,332,878</b>	<b>6,290,820</b>

11 Share capital

Particulars	As at 31st MARCH 2023	As at 31ST MAR 2022								
<b>Authorised</b> 20,00,000 equity shares of par value Rs. 10/- each (20,00,000 equity shares of par value Rs. 10/- each as at 31)										
Issued, subscribed and fully paid up 14,50,000 equity shares										
Shares held by Promoters at end of the year As at 31ST Mar 2023	14,00,000	14,00,000								
<table border="1"> <thead> <tr> <th>Promoter Name</th> <th>No. of Shares</th> <th>% of total shares</th> <th>% change during the year</th> </tr> </thead> <tbody> <tr> <td>ASAHI INDIA GLASS LIMITED</td> <td>14,00,000</td> <td>100</td> <td>0</td> </tr> </tbody> </table>	Promoter Name	No. of Shares	% of total shares	% change during the year	ASAHI INDIA GLASS LIMITED	14,00,000	100	0		
Promoter Name	No. of Shares	% of total shares	% change during the year							
ASAHI INDIA GLASS LIMITED	14,00,000	100	0							
Shares held by Promoters at end of the year As at 31ST Mar 2022										
<table border="1"> <thead> <tr> <th>Promoter Name</th> <th>No. of Shares</th> <th>% of total shares</th> <th>% change during the year</th> </tr> </thead> <tbody> <tr> <td>ASAHI INDIA GLASS LIMITED</td> <td>14,00,000</td> <td>100</td> <td>0</td> </tr> </tbody> </table>	Promoter Name	No. of Shares	% of total shares	% change during the year	ASAHI INDIA GLASS LIMITED	14,00,000	100	0		
Promoter Name	No. of Shares	% of total shares	% change during the year							
ASAHI INDIA GLASS LIMITED	14,00,000	100	0							

12 Other equity

Particulars	As at 31st MARCH 2023	As at 31ST MAR 2022
Retained earnings		
Total	(200,800,426)	(160,011,280)
Retained earnings		
Opening balance		
Add / (Less) Net Profit / (Loss) after Tax transferred from statement of profit & loss	(160,011,279)	(126,110,290)
Less: Proposed dividend	(40,789,147)	(35,200,984)
Less: Tax on dividend		
Add: Ind AS adjustments		
Items of other comprehensive income recognised directly in retained earnings:		
Net actuarial gain/(loss) on defined benefit plans, net of tax	(200,800,436)	(160,011,279)
Closing balance		
Total	(200,800,426)	(160,011,279)

13 Borrowings - Current

Particulars	As at 31st MARCH 2023	As at 31ST MAR 2022
Loans repayable on demand		
Secured		
From banks		
From others		
Unsecured		
From banks		
From others		
Total	298,541,958	271,072,376
	298,541,958	271,072,376.00

Unsecured loan from Related Party Asahi India Glass Ltd. (AIGL) including accrued interest, As at 31ST Mar 2023

Type of Borrower	Amount of loan or advance in the nature of loan outstanding	Percentage to the total Loans and Advances in the nature of loans
Unsecured	0	0
Secured	0	0
R&D	0	0
Related Parties	298,541,958	100

Unsecured loan from Related Party Asahi India Glass Ltd. (AIGL) including accrued interest, As at 31ST Mar 2022

Type of Borrower	Amount of loan or advance in the nature of loan outstanding	Percentage to the total Loans and Advances in the nature of loans
Unsecured	0	0
Secured	0	0
R&D	0	0
Related Parties	271,072,376	100

14 Trade payables - Current

Particulars	As at 31st MARCH 2023	As at 31ST MAR 2022
Dues to vendors and small contractors		
Dues to others		
Total	7,668,116	2,539,394
	7,668,116	2,539,394

Trade Payables due for payment

As At 31st March, 2021	Outstanding for following periods from due date of payment As at 31ST Mar 2021				Total
	Less than 1 year	1-2 years	2-3 year	More than 3 years	
(i) MSME					
(ii) Others					
Total Unpaid dues - MSME	548,491.62	14,785.32	1,37,273.3	202,265.39	7,668,116
Total Unpaid dues - Others					


Trade Payables Aging Schedule

As At 31st March, 2021	Outstanding for following periods from due date of payment As at 31st Mar 2021				Total
	Less than 1 year	1-2 years	2-3 year	More than 3 years	
(i) MSME	411.10		10,302.3		11,113.3
(ii) Others	8,2478.97	11,977.9	66,4216.32	1,01,571.3	2,38,566
Total Unpaid dues - MSME					
Total Unpaid dues - Others					

15 Other current financial liabilities

Particulars	As at 31st MARCH 2023	As at 31ST MAR 2022
Current liabilities of long term borrowings		
Payable to employees		
Total	260,838	212,094
	260,838	212,094

A

*K. Srinivas*  


## Other current liabilities

Particulars	As at 31st MARCH 2023	As at 31st MAR 2022
Advances from customers and others (Advances from Related Party Asahi India Glass Ltd. AIGL)		
Deferred Income	63,275,691	45,112,875
Other payables	-	-
Statutory dues	-	-
Others	16,503	10,189
Withholding taxes	-	-
<b>Total</b>	<b>1,068,573</b>	<b>900,833</b>
	<b>64,360,767</b>	<b>46,023,897</b>

## 17 Current tax Assets/Liabilities (Net)

Particulars	As at 31st MARCH 2023	As at 31st MAR 2022
Current Tax Assets	56,953	39,362
<b>Total</b>	<b>56,953</b>	<b>39,362</b>

## 18 Revenue from operations

Particulars	For the year ended 31st March 2023	As at 31st March 2022
Sale of products		
Sale of products	7,160,526	683,520
Less: Inter division transfer	-	-
<b>Other operating revenue</b>	<b>7,160,526</b>	<b>683,520</b>
Others	-	-
<b>Total</b>	<b>7,160,526</b>	<b>683,520</b>

## 19 Other Income

Particulars	For the year ended 31st March 2023	As at 31st March 2022
Interest income	-	26,950
Profit on sale of fixed assets (net)	-	74,232
Other non operating revenue	-	44,160
Interest on Income tax refund	3,170	14,938
<b>Total</b>	<b>3,170</b>	<b>160,280</b>

## 20 Cost of materials consumed

Particulars	For the year ended 31st March 2023	As at 31st March 2022
Raw Materials Consumed	5,599,451	1,514,414
<b>Total</b>	<b>5,599,451</b>	<b>1,514,414</b>

(\* As the company is in mining business, the direct purchases are negligible but all direct expenses to extract the minerals from mines are taken as cost of materials. Rs. 55,99,451/- was incurred for mineral shifting at plant during the year.


21 Purchase of Stock in Trade  
Silica Sand

Particulars		
	-	-

## 22 Changes in inventory of finished goods, work-in-progress and others

Particulars	For the year ended 31st March 2023	As at 31st March 2022
<b>Inventory of materials at the beginning of the year</b>		
Finished goods		
Work-in-progress	1,457,056	1,457,056
Stock in Trade	76,333	76,333
Others- By Products	4,251,078	4,251,078
	<b>96,796,779</b>	<b>96,796,779</b>
<b>Inventory of materials at the end of the year</b>	<b>102,581,245</b>	<b>102,581,246</b>
Finished goods		
Work-in-progress	13,056,614	5,208,134
Stock in Trade	76,333	76,333
Others- BY PRODUCTS	96,796,779	96,796,779
	<b>109,929,725</b>	<b>102,581,245</b>
<b>Total</b>	<b>(7,348,480)</b>	<b>-</b>

A

## Employee benefits expenses

Particulars	For the year ended 31st March 2023	As at 31st March 2022
Salaries, wages, allowances and bonus	1,538,930	1,155,417
Contribution to provident and other funds	163,794	121,712
Staff welfare expenses	144,765	165,639
<b>Total</b>	<b>1,847,489</b>	<b>1,442,768</b>

## Finance cost

Particulars	For the year ended 31st March 2023	As at 31st March 2022
Finance charges on financial liabilities measured at amortised cost		
Interest expenses	29,744,408	25,984,655
<b>Total</b>	<b>29,744,408</b>	<b>25,984,655</b>

## Other expenses

Particulars	For the year ended 31st March 2023	As at 31st March 2022
Consumption of stores and spares	1,029,703	64,000
Power & fuel, water & utilities	2,252,921	402,912
Excise duty	-	-
Rent	64,800	54,000
Rates and taxes	-	502,418
Insurance	-	-
TCS Demand/Interest on Royalty	-	-
Payment to the Auditors	-	-
As auditor	-	-
For other services	140,000	140,000
For reimbursement of expenses	-	-
CRAP (Community Resource Augmentation Plan)	-	-
Forwarding	43,897	-
Royalty	-	-
Legal & professional charges	-	-
Rejection & Deviation	526,174	625,837
Repairs and Maintenance	-	-
Building	-	-
Others	-	-
Plant and Machinery	91,522	20,563
Freight Finished Goods	273,227	28,922
Freight Others	10,248,282	-
Travelling Conveyance	39,238	-
Provision for Doubtful debts	341,172	109,075
Amonisation of Foreign Currency Monetary Items Translation c	-	-
Impairment of trade receivables	-	-
Commission to non executive directors	-	-
Loss on sale of fixed assets (net)	-	-
Interest & Demand for T.D.S.	-	-
Impairment loss	-	-
Corporate social responsibility expenses*	-	-
Miscellaneous Expenses	-	-
Freight Finished Goods	-	-
Manufacturing	-	-
Others	-	-
<b>Total</b>	<b>761,493</b>	<b>878,971</b>
	<b>15,812,429</b>	<b>7,826,698</b>

A

*Handwritten signature*

CHANDRA MOHAN  
CHIEF FINANCIAL OFFICER  
SUNPHARMA LTD.

26 Amount in the financial statements are presented in Rupees. Previous years' figures have been regrouped/rearranged wherever considered


27 Disclosure as per Ind AS 12 'Income taxes'

(a) Income tax expense

i) Income tax recognised in Statement of Profit and Loss

Particulars	For the year ended 31st March 2023
<b>Current tax expense</b>	
Current year	-
Adjustment for earlier years	-
<b>Deferred tax expense</b>	
Origination and reversal of temporary differences	-
Reduction in tax rate	-
<b>Total</b>	-

4



*[Handwritten Signature]*

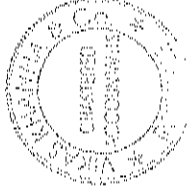
28 Disclosure as per Ind AS 19 'Employee benefits'

Defined contribution plans:

The Company pays fixed contribution to below funds at predetermined rates to appropriate authorities:

i. Provident fund

An amount of Rs. 1,63,794/- (31 March 2022: Rs. 1,21,712/-) for the year is recognised as expense on this account and charged to the Statement of Profit and Loss.



A handwritten signature in black ink, appearing to be "S. S. Srinivasan".

A small handwritten mark or signature, possibly a stylized "S" or "K".

29 Disclosure as per Ind AS 24 'Related P. Disclosures'

(b) Transactions with the related parties are as follows:

Holding Company ASAHI INDIA GLASS LTD.		
Particulars	31st March 2023	31st March 2022
<b>1. Expenses</b>		
- Purchase of Raw Materials	-	-
- Stores and Spares	-	-
- Remuneration to Directors	-	-
- Directors Sitting Fee	-	-
- Miscellaneous Expenses	-	-
- Rent Paid	-	-
- Repairs and Maintenance	-	-
- Royalty	-	-
- Interest	29,729,233	25,984,006
<b>2. Income</b>		
- Sale of Goods etc.	7,003,860	-
- Sale of Capital Goods	-	-
- Interest/Commission Received/Liability Written Back/Others	-	-
- Rent Received	-	-
<b>3. Purchases of Capital Goods</b>		
	-	-
<b>4. Loans/Advances Given</b>		
	-	-
<b>5. Loans Taken</b>	298,541,958	273,072,376
<b>6. Advances</b>	63,275,691	45,112,875
<b>7. Contributions made to post employment benefit plans</b>	-	-

Note:- Refer Note no. XX for other commitments with related parties


(c) Outstanding balances with related parties are as follows:

(d) Terms and conditions of transactions with the related parties

- (i) Transactions with the related parties are made on normal commercial terms and conditions and at market rates.  
(ii) Outstanding balances of Holding Company at the year-end, are unsecured and interest bearing and settlement occurs through banking transaction. For the year ended 31 March 2018, the Company has not recorded any impairment of receivables relating to amounts owed by Related party relationship is as identified by the Company on the basis of available information and legal opinion obtained by the Company

361,817,649

318,185,251



4

30 Disclosure as per Ind AS 33 'Earnings per Share'

Basic and diluted earnings per share

Basic and diluted earnings per share  
Nominal value per share

31st Mar 2023	31 Mar 2022
(29.14)	(24.21)
10.00	10.00

(a) Profit attributable to equity shareholders (used as numerator)


Profit attributable to equity shareholders

31st Mar 2023	31 Mar 2022
(40,789,147)	(33,900,990)

(b) Weighted average number of equity shares (used as denominator)

Opening balance of issued equity shares  
Effect of shares issued during the year, if any  
Weighted average number of equity shares outstanding at the end of  
the year for calculation of Basic and Diluted EPS

31st Mar 2023	31 Mar 2022
1,400,000	1,400,000
-	-
1,400,000	1,400,000



A

A handwritten signature in black ink, appearing to read "Hassan".



31 Disclosure as required by Schedule V of the SEBI (Listing Obligations and Disclosure Requirements) Regulations, 2015:

32 Balances due from and due to sundry parties are subject to confirmation.

The Company has considered the possible effects that may result from pandemic relating to COVID-19 on the carrying amounts of receivables, inventories, property plant & equipment and intangible assets. In developing the assumptions relating to the possible future uncertainties in the global economic conditions, the Company has, at the date of approval of these financial statements, used internal and external sources of information, including economic forecasts and estimates from market sources, on the expected future performance of the Company. On the basis of evaluation and current indicators of future economic conditions, the Company expects to recover the carrying amounts of these assets and does not anticipate any impairment of these financial and non-financial assets. However, the impact assessment of COVID-19 is a continuing process, given the uncertainties associated with its nature and duration. The Company will continue to monitor any material changes to future economic conditions.

34 The Company does not have any immovable Property (other than properties where the company is the lessee and the lease agreements are duly executed in favour of the lessee) whose title deeds are not held in the name of the company.

35 The Company has not revalued its Property/Plant/Equipment during the year.

36 No Loans or Advances in the nature of loans are granted to promoters, directors, KMPs and the related parties (as defined under the Companies Act 2013), either severally or jointly with any other person, that are repayable on demand or without specifying and terms or period of repayment.

37 The Company does not hold any benami property under the Benami Transactions (Prohibition) Act, 1988 (45 of 1988) and the Rules made thereunder.

38 The Company has not been declared wilful defaulter by any Bank/Financial Institution/other lender.

39 The Company does not have any transaction with companies struck off under Section 248 of Companies Act, 2013/ Section 560 of Companies Act 1956.

40 There are no charges/ satisfaction yet to be registered with the Registrar of Companies beyond the statutory period.

41 The Company does not have any layers prescribed under Clause (87) of Section 2 of the Act, read with Companies (Restriction on number of Layers) Rules, 2017.

42 No Scheme of Arrangements has been approved by the competent authority in terms of Section 230 to 237 of Companies Act, 2013.

The Company has not advanced/loaned/invested funds (either borrowed funds or share premium or any other sources or kind of funds) to any other person(s) or entity(ies) including foreign entities (intermediaries) with understanding (whether recorded in writing or otherwise) that the intermediary shall

43 i. Directly or indirectly lend or invest in other persons or entities identified in any other matter whatsoever by or on behalf of the company (Ultimate Beneficiaries) or

ii. Provide any guarantee or security or the like to or on behalf of the Ultimate Beneficiaries.

The Company has not received any fund from any person(s) or entity(ies), including foreign entities (Funding Party) with the understanding (whether recorded in writing or otherwise) that the Company shall

44 i. Directly or indirectly lend or invest in other persons or entities identified in any matter whatsoever by or on behalf of Funding Party (Ultimate Beneficiaries) or

ii. Provide any guarantee, security or the like on behalf of Ultimate Beneficiaries.

45 The Company does not have any transaction not recorded in the books of accounts that has been surrendered or disclosed as income during the year, in the tax assessments under the Income Tax Act, 1961.

46 The company has not traded or invested in Crypto currency or Virtual currency during the financial year.

47 Amount in the Financial Statements are presented in Rupees except for per share data and as other-wise stated. Previous years figures have been regrouped/rearranged wherever considered necessary.

As per our report of even date

For VIKAS KHANNA & CO.

CHARTERED ACCOUNTANTS

Firm Registration No.0102130



CA. VIKAS KHANNA  
PROP.

M. No. 079929

Place : Roorkee

Date : 06/05/2023

SHAILESH AGARWAL  
Director  
DIN : 02221949


TAJINDER SINGH HASANWALLA  
Director  
DIN : 02443429

For and on behalf of the Board

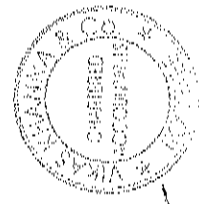
Sr. No.	Ratios	FY 2023	FY 2022	Variation%		Rs. Lakhs	FY 2023	FY 2022
1	Current ratio (in times) (Current assets / Current liabilities)	0.32	0.35	-8%		Current Assets	1202	1112
						Current Liabilities	3708	3218
2	Debt equity ratio (in times) [(Long term borrowing + short term borrowing) / Net worth]	0.00	0.00	0%		Long Term Borrowings	0	0
						Current Maturities	0	0
						Short Term Borrowings	0	0
						Other Equity	-2008	-1600
						Equity Share Capital	140	140
3	Debt service coverage ratio (in times) [(Net Profit after taxes+depreciation+interest + exceptional items + amortization) / (Interest + current maturities)]	-0.29	-0.19	55%		Net Profit after Taxes	-407.89	-339.01
						Current Maturities	0	0
						Interest	297	260
						Depreciation	23	30
4	Return on Equity Ratio (%) [(Net profit after taxes-preference dividend)/Net Worth]	21.84%	23.22%	-8%		Net Profit after Taxes	-407.89	-339.01
						Net Worth	-1868	-1460
5	Inventory turnover (in times) (Cost of goods sold / Average Inventories )	0.05	0.01	258%		Cost of Goods Sold	56	15
						Inventories	1110	1034
6	Trade Receivables turnover (in times) (Revenue from contract with customers / Average trade receivables)	21.43	1.86	1053%		Revenue from Operations	72	7
						Trade Receivables	3	3
7	Trade Payables turnover (in times) *(Net Credit Purchases / Average trade payables)	0.00	0.00	0%		Credit Purchases	0	0
						Trade Payables	77	25
8	Net Capital Turnover Ratio (in times) (Revenue/Capital Employed)	-0.04	0.00	719%		Revenue from Operations	72	7
						Net Worth	-1868	-1460
9	Net profit ratio (%) (Profit / (loss) for the period from continuing and discontinued operations / Revenue from operations)	-569.64%	-4959.77%	-89%		Net Profit after Taxes	-407.89	-339.01
						Revenue from Operations	72	7
10	Return on Capital Employed (%) (Earnings before interest and Taxes/ Capital Employed (total equity + total debt - CWIP))	5.81%	23.22%	-75%		EBIT	-110	-339
						Total Equity	-1868	-1460
						Total Non-Current Liability	0	0
11	Return on Investment (%) (Total profit earned/Total investment)	-2.913510507	-2.421499286	20%		Net Profit after Taxes	-407.89	-339.01
						Total Investment	140	140

*[Handwritten Signature]*

*[Handwritten Signature]*



ITEMS	As on 1ST APRIL 2022		STOCK INWARD		STOCK OUTWARD				As on 31ST MARCH, 2023		
	Qty	Value	Purchase/Stock trf.	Moist. Gain 6%	Sale/Stock Trf.	Issued	trf to Washing	Course+H ne/By product gitti	Rejection	QTY	Value
1. Silica Sand -Unwashed	1,864.86	3,822,954.80	3,286.44							5,151.30	11,171,435
1. Silica Sand -Unwashed At Millie	2,081.51	1,457,056.30								2,081.51	1,457,056
1. Silica Sand -Unwashed At Rlie											
2. Silica Sand -Washed	182.18	428,123.00								182.18	428,123
1. Overburden / Boulders	353,994.13	66,310,179.68								353,994.13	66,310,180
2. Silica Gitti	97,163.69	24,290,923.50								97,163.69	24,290,924
3. Coarse & Fine Silica Sand	13,768.17	6,195,675.38								13,768.17	6,195,675
1. Silica Lumps	400.00	76,332.80								400.00	76,333
<b>Total</b>		<b>102,581,245</b>									<b>109,929,725</b>
Stores, Spares, Scraps & Fuels		861,647.00									1,104,849.61
<b>G.Total</b>		<b>103,442,892.46</b>									<b>111,034,575</b>



*[Handwritten signature]*

*[Handwritten signature]*